

Fund Factsheet

Reksa Dana

Manulife Dana Tetap Stabil Kelas M3

March 2026

Fixed Income Mutual Fund

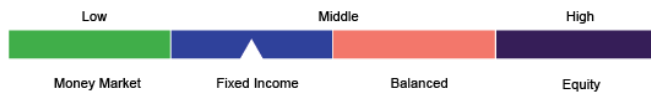
Effective date	: 06 Jun 23
Effective Letter number	: OJK No.S-1548/PM.02/2023
Inception date	: 21 Nov 24
Currency	: Rupiah
Net Asset Value/unit	: IDR1,003.52
Total Net Asset Value	: IDR23,293,552,688.26
Minimum investment	: Initial : IDR50,000,000.00
	: Next : IDR1,000,000.00
Units offered	: 2,000,000,000
Valuation	: Daily
Management fee	: Max. 2.00%
Custodian fee	: Max. 0.25%
Subscription fee	: Max. 5.00%
Redemption fee	: Max. 2.00%
Custodian bank	: Standard Chartered Bank
ISIN Code	: IDN000527405

MDTS Class M3 is the MDTS Participation Unit Class. Investment Objectives, Number of Funds Under Management, Top 10 Securities in the Portfolio, Investment Allocation, and Portfolio Composition Refer to MDTS. Reference Net Asset Value IDR 1000/unit and total reference Yield 4.88% / year. The validity period of the Feature for Calculating Investment Manager Services Fees Linked to Performance is 21/11/2025 to 22/11/2027. Fee for Investment Manager Services 2nd and 3rd year: Fixed max. 0.50% / year and Not Fixed max. 1.50% / year from initial NAV.

Major risks

Risks arising from reduced unit value, liquidity, changes in the allocation of securities in investment policy, changes in economic and political conditions, investment values, changes in tax regulations, interest rate risk, exchange rate risks, dissolution and liquidation.

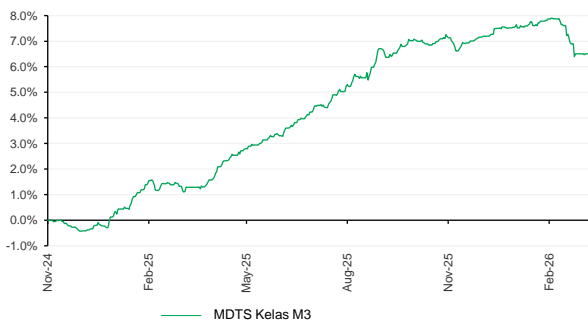
Risk classification



Risk descriptions

Low: This mutual fund has a relatively stable movement with limited growth potential. **Medium:** This mutual fund has a low to moderate movement with moderate growth potential. **High:** This mutual fund has a relatively volatile movement with relatively high growth potential.

Performance since inception



Custodian bank

Standard Chartered Bank has been providing custodian services since 1991. Standard Chartered Bank is a custodian bank registered and supervised by the Otoritas Jasa Keuangan ("OJK") with Baepam No. Kep-35/PM.WK/1991 dated June 26, 1991.

Customer services

Weekdays 08.00 - 17.00 WIB
 Telephone : 021 2555 2255
 Email : hai@manulifeam.com
 Chat : manulifeam.co.id
 ifunds.manulifeam.co.id
 WhatsApp : 08112552256

Social media

Facebook : reksa.dana.manulife
 Instagram : @reksa.dana.manulife
 Twitter : @ManulifeRD
 YouTube : Reksa Dana Manulife

Investment manager

Established in 1996, PT Manulife Aset Manajemen Indonesia (MAMI) is a member of Manulife that offers investment management and mutual fund products in Indonesia. Since its establishment, MAMI has consistently maintained its position as one of the leading companies in Indonesia's investment management industry, with asset under management of IDR 124 trillion as per December 2025. MAMI manages 37 mutual funds comprising money market, balanced, fixed income, equity, in Rupiah and US Dollar, as well as sharia. MAMI is registered and supervised by Otoritas Jasa Keuangan, and licensed No. Kep-07/PM/MI/1997 dated 21 August, 1997.

Investment objective

Manulife Dana Tetap Stabil ("MDTS") aims to generate relatively stable investment returns by investing in accordance with the Investment Policy.

Investment allocation

Bond	: 80 - 100%
Money Market	: 0 - 20%
% portfolio	
Government Bond	: 46.79%
Money Market	: 32.00%
Corporate Bond	: 21.21%

Top 10 holdings

INDOGB 6 1/8 05/15/28	26.68%
INDOGB 7 09/15/30	20.11%
PTPPA 7.8 07/08/27	4.86%
SMRAIJ 8 07/08/27	4.82%
MEDCIJ 7.3 07/07/28	4.81%
WAHINT 8 08/08/26	4.78%
AGINIJ 7.9 10/10/28	4.72%
BFINIJ 7.15 04/14/26	4.66%
BRIMUL 6.4 07/11/26	4.65%
PNNMIJ 6 1/4 12/10/26	4.61%

Performance

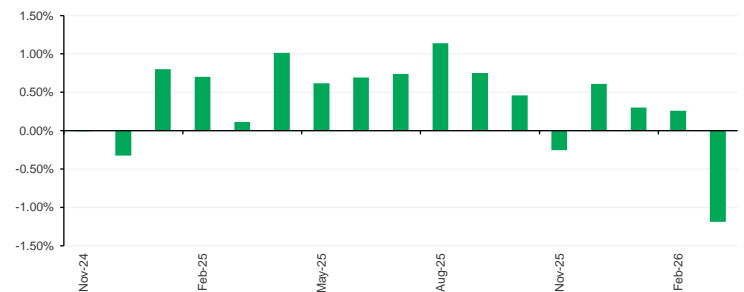
	YTD	1 Mo	3 Mo	6 Mo	1 Yr	3 Yr*	5 Yr*	Since Inception*
MDTS Kelas M3	-0.63%	-1.19%	-0.63%	0.17%	5.24%	n/a	n/a	4.83%

Highest month	Aug 25	1.14%	
Lowest month	Mar 26	-1.19%	
Distribution***			
	Apr 25	Jul 25	Jan 26
IDR	12.20	12.20	12.20
% (annualized)	-	-	-

Notes

* Annualized performance using compound method, for products older than one year since inception.
 ** Investment portfolio performance is calculated with the assumption that all distributions are reinvested into investment portfolio units.
 # For products launched <5 years ago, monthly performance graph displayed is since inception.

Monthly performance for the last 5 years#



For more information, Prospectus can be found at manulifeam.co.id. In compliance with OJK regulation, confirmation statements of subscription, switching and redemption transactions are valid proof of ownership of the Participation Unit of mutual fund, issued by the custodian bank and can be seen at <https://akses.ksei.co.id>.

Disclaimer

Investment in mutual funds involves risks. Before making investment decision, potential investor must read and understand the prospectus. Past performance does not guarantee/indicate future performance. Otoritas Jasa Keuangan does not provide a statement of approval or disapproval of this Securities, nor does it state the truth or adequacy of the contents of this mutual fund's prospectus. Any statement that contradicts these matters is illegal. Mutual funds are Capital Market products and not products issued by Selling Agents/Banks. Investments in mutual funds are not part of bank's third party deposits and are not included in the scope of the deposit insurance program of The Indonesia Deposit Insurance Corporation. Selling Agents are not responsible for any claims and risks of managing portfolio of the mutual funds carried out by the Investment Manager. This product information summary does not substitute fund prospectus and is prepared by PT Manulife Aset Manajemen Indonesia solely for informational purpose and does not constitute a solicitation to buy or sell securities. Information provided in this document is presented correctly. Investors are advised to seek professional opinion before making an investment decision. Past performance is not an indication of future performance, nor is it estimation of future performance or trends. PT Manulife Aset Manajemen Indonesia is an Investment Manager licensed and supervised by OJK.